

SECTION A

GENERAL INFORMATION

ALL SERIES

CONTENTS

Division	Paragraph	Subject	Page
I		SPECIFICATIONS AND ADJUSTMENTS	
	00-1	1967 Model Chart	00-2
	00-2	Standard Rear Axle Ratios	00-3
	00-3	Vehicle and Component Identification Numbers	00-3
	00-4	Paint Color Codes	00-5
	00-5	General Specifications	00-6
II		DESCRIPTION AND OPERATION	
		Not Applicable	
III		SERVICE PROCEDURES	
		Not Applicable	
IV		TROUBLE DIAGNOSIS	
		Not Applicable	

DIVISION I SPECIFICATIONS AND ADJUSTMENTS

00-1 1967 MODEL CHART

Series	Body Style	Designation
Special	2-Door Coupe Thin Pillar	43307
	4-Door 2-Seat Wagon	43335
	4-Door Sedan Thin Pillar	43369
Special Deluxe	2-Door Coupe Hardtop	43517
	4-Door 2-Seat Wagon	43635
	4-Door Sedan Thin Pillar	43569
Skylark	2-Door Coupe Thin Pillar	44307
	2-Door Coupe Hardtop	44417
	4-Door Hardtop	44439
	2-Door Convertible	44467
	4-Door Sedan Thin Pillar	44469
G.S. 400	2-Door Coupe Thin Pillar	44607
	2-Door Coupe Hardtop	44617
	2-Door Convertible	44667
Sport Wagon	4-Door 2-Seat Wagon	44455
	4-Door 3-Seat Wagon	44465
LeSabre	2-Door Coupe Hardtop	45287
	4-Door Hardtop	45239
	4-Door Sedan Thin Pillar	45269

00-1 1967 MODEL CHART (Cont'd.)

Series	Body Style	Designation
LeSabre Custom	2-Door Coupe Hardtop	45487
	4-Door Hardtop	45439
	2-Door Convertible	45467
	4-Door Sedan Thin Pillar	45469
Wildcat	2-Door Coupe Hardtop	46487
	4-Door Hardtop	46439
	2-Door Convertible	46467
	4-Door Sedan Thin Pillar	46469
Wildcat Custom	2-Door Coupe Hardtop	46687
	4-Door Hardtop	46639
	2-Door Convertible	46667
Electra 225	2-Door Coupe Hardtop	48257
	4-Door Hardtop	48239
	4-Door Sedan Semi-Thin Pillar	48269
Electra 225 Custom	2-Door Coupe Hardtop	48457
	4-Door Hardtop	48439
	2-Door Convertible	48467
	4-Door Sedan Semi-Thin Pillar	48469
Riviera	2-Door Coupe Hardtop	49487

00-2 STANDARD REAR AXLE RATIOS

Series	Engine	Transmission	Standard
Special & Skylark Coupes, Sedans, Convertibles	225V6	3 Speed Man	3.23
		Super Turbine 300	2.93
		Super Turbine 300 w/AC	3.23
	300V8 & 340V8	3 Speed Man	2.93
		Super Turbine 300	2.78
Special Wagon	225V6	3 Speed Man	3.23
		Super Turbine 300	3.23
	300V8 & 340V8	3 Speed Man	3.23
		Super Turbine 300	2.93
Sportwagon	340V8	3 Speed Man	3.23
		Super Turbine 300	3.23
		Super Turbine 400	3.23
G.S. 400	400V8	3, 4 Speed Man	3.36
		Super Turbine 400	2.93
LeSabre	340V8	3 Speed Man	3.36
		Super Turbine 300	2.93
		Super Turbine 400	2.93
Wildcat Electra	430V8	Super Turbine 400	3.07
		Super Turbine 400	2.78
Riviera Riviera G.S.	430V8	Super Turbine 400	3.07
		Super Turbine 400	3.42PT

PT= Positive Traction

00-3 VEHICLE AND MAJOR COMPONENT IDENTIFICATION NUMBERS

a. Vehicle Identification Numbers

1967 Buick models have a serial number identification plate attached to the left front body hinge pillar. An example of this plate is shown in Figure 00-1.

b. Fisher Body Number Plate

Body identification is provided by the Fisher Body Number Plate.

Information such as style and body numbers, trim numbers, and paint color code is contained on this plate. Refer to the 1967 Fisher Body Service Manual for detailed information about this plate.

c. Engine Numbers

1967 Buick engines are stamped with two different identification codes. One is an engine production code number. This identifies the engine and its approximate production date. Refer to Group 60 for Engine Usage.

The other code is the engine serial number and is the same number found on the vehicle identification plate mentioned previously in Paragraph a. This is the legal engine number and is used on registrations, titles, and other legal documents, while the production code number is used to identify the engine on product reports and other factory correspondence.

d. Automatic Transmission Identification Numbers

Refer to Group 74.

e. Manual Transmission Identification Numbers

Refer to Group 72.

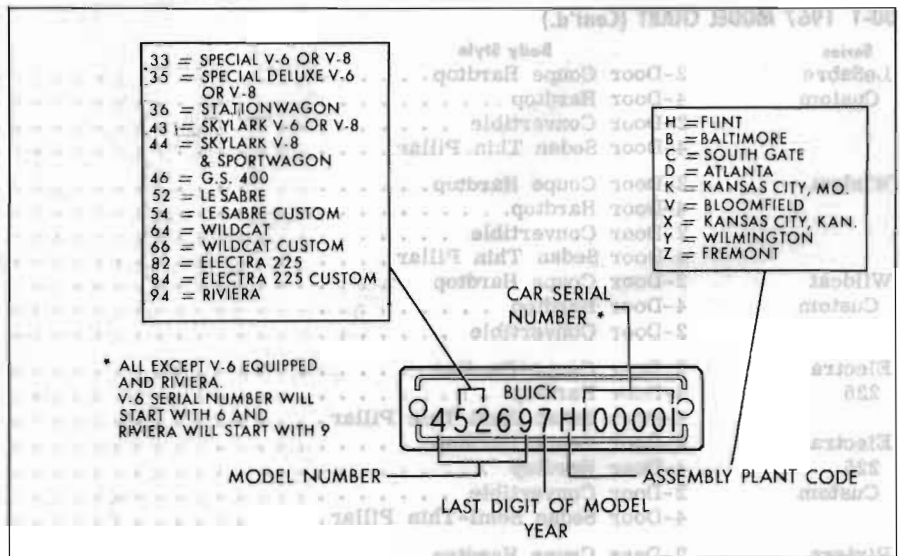


Figure 00-1—Vehicle Identification Plate

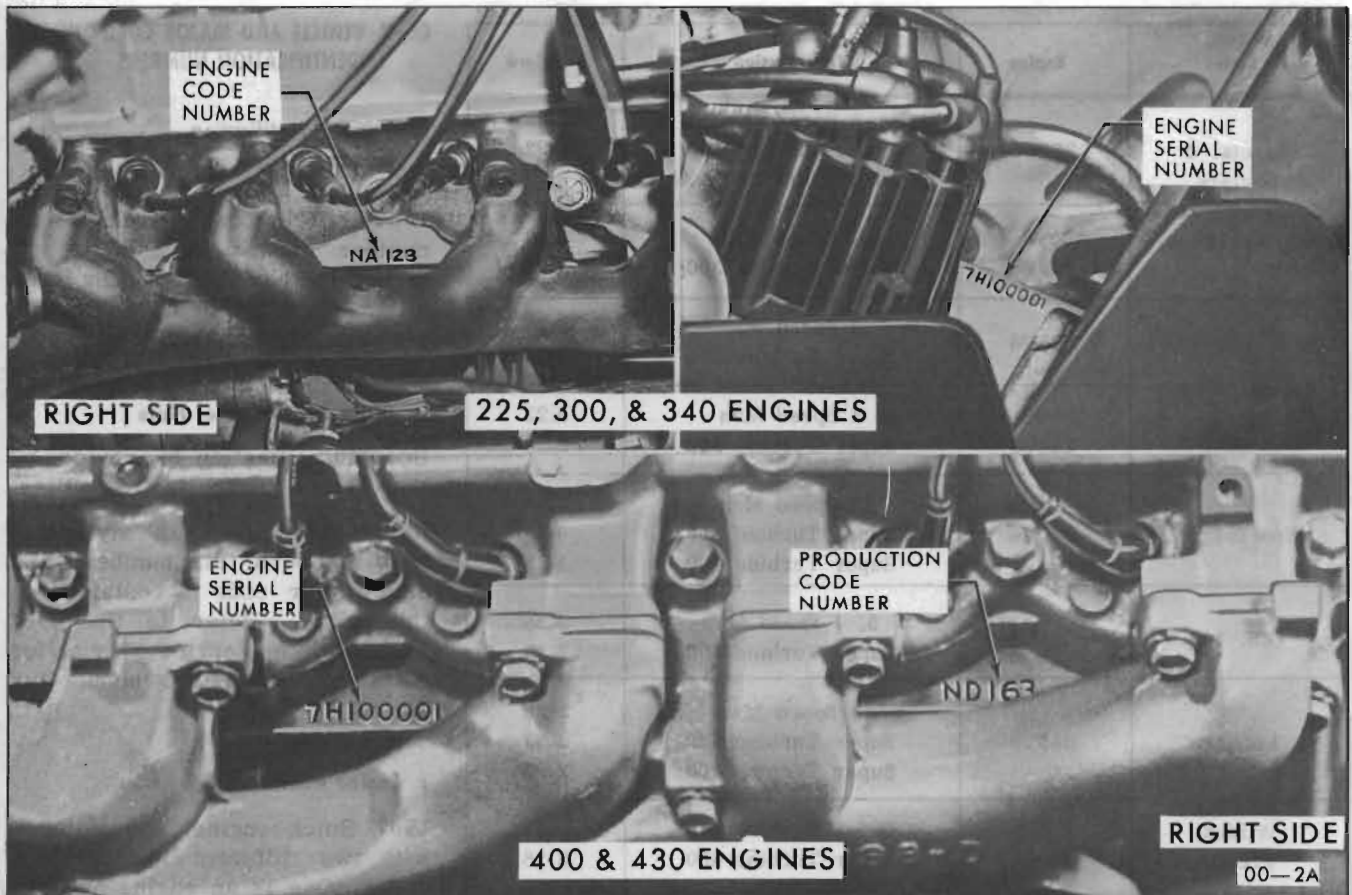


Figure 00-2—Engine Serial Number and Production Code Location

00-4 PAINT COLOR CODE CHART

Code Letter	Color Name
A	Regal Black
B	Riviera Turquoise
C	Arctic White
D	Sapphire Blue
E	Midnight Blue
F	Blue Mist
G	Gold Mist
H	Green Mist
J	Verde Green
K	Aquamarine
L	Shadow Turquoise
N	Burgundy Mist
P	Platinum Mist
R	Apple Red
S	Champagne Mist
T	Ivory
U	Riviera Plum
V	Riviera Charcoal
W	Riviera Fawn
X	Riviera Red
Z	Riviera Gold

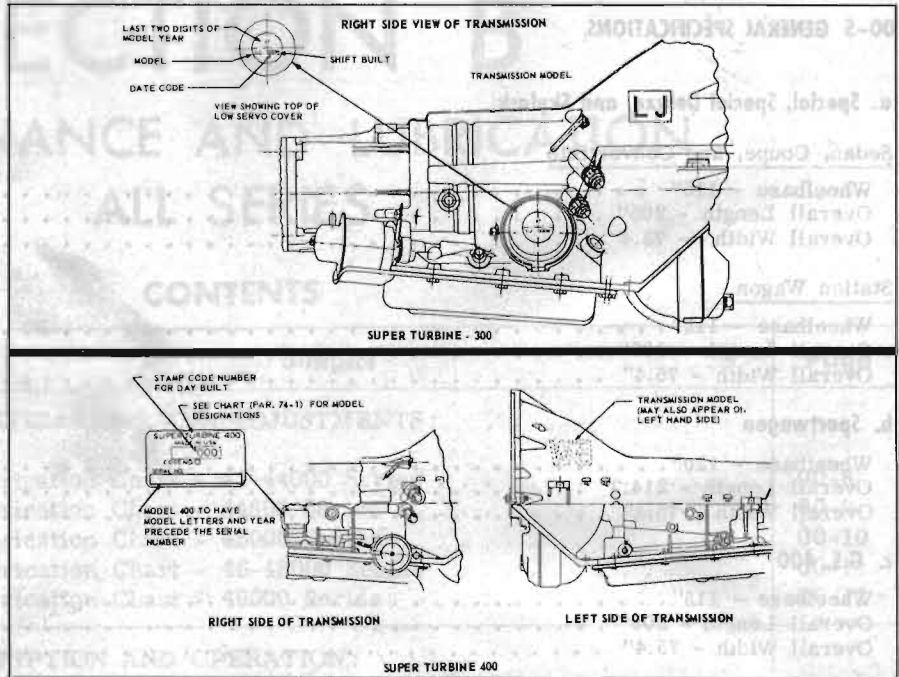


Figure 00-3—Automatic Transmission Identification Numbers

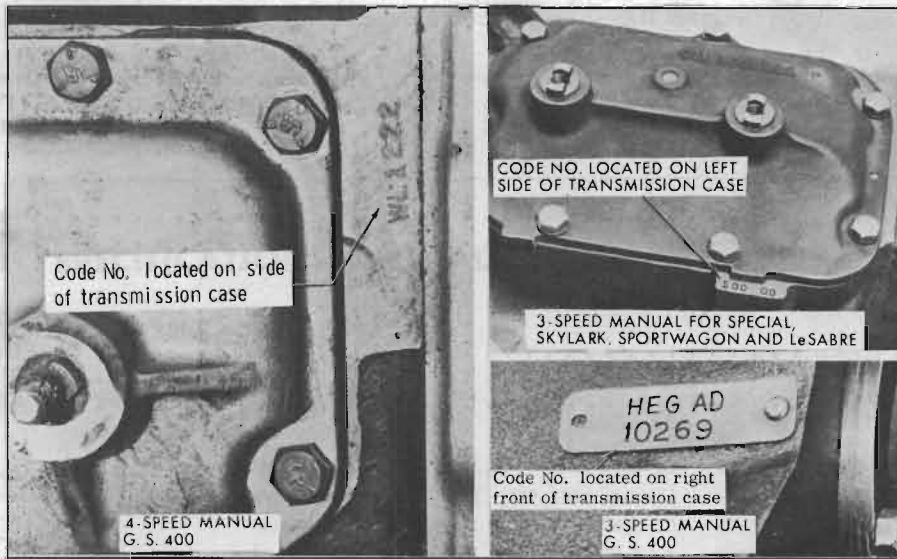


Figure 00-4—Manual Transmission Identification Numbers

00-5 GENERAL SPECIFICATIONS

a. Special, Special Deluxe, and Skylark

Sedan, Coupe, and Convertible

Wheelbase - 115"	Overall Height - 54.3"
Overall Length - 205"	Front Tread - 58"
Overall Width - 75.4"	Rear Tread - 59"

Station Wagon

Wheelbase - 115"	Overall Height - 55.4"
Overall Length - 205"	Front Tread - 58"
Overall Width - 75.4"	Rear Tread - 59"

b. Sportwagon

Wheelbase - 120"	Overall Height - 53.5"
Overall Length - 214.3"	Front Tread - 58"
Overall Width - 75.4"	Rear Tread - 59"

c. G.S. 400

Wheelbase - 115"	Overall Height - 53.2"
Overall Length - 205"	Front Tread - 58.0"
Overall Width - 75.4"	Rear Tread - 59"

d. LeSabre

Wheelbase - 123"	Overall Height - 55.3"
Overall Length - 217.5"	Front Tread - 63"
Overall Width - 80"	Rear Tread - 63"

e. Wildcat

Wheelbase - 126"	Overall Height - 55.4"
Overall Length - 220.5"	Front Tread - 63.4"
Overall Width - 80"	Rear Tread - 63.0"

f. Electra 225

Wheelbase - 126"	Overall Height - 55.9"
Overall Length - 223.9"	Front Tread - 63.4"
Overall Width - 80"	Rear Tread - 63.0"

g. Riviera

Wheelbase - 119"	Overall Height - 53"
Overall Length - 211.3"	Front Tread - 63.4"
Overall Width - 79.3"	Rear Tread - 63.0"

BUICK ENGINEERS

RIGHT SIDE

Part Number and Description Code Location